

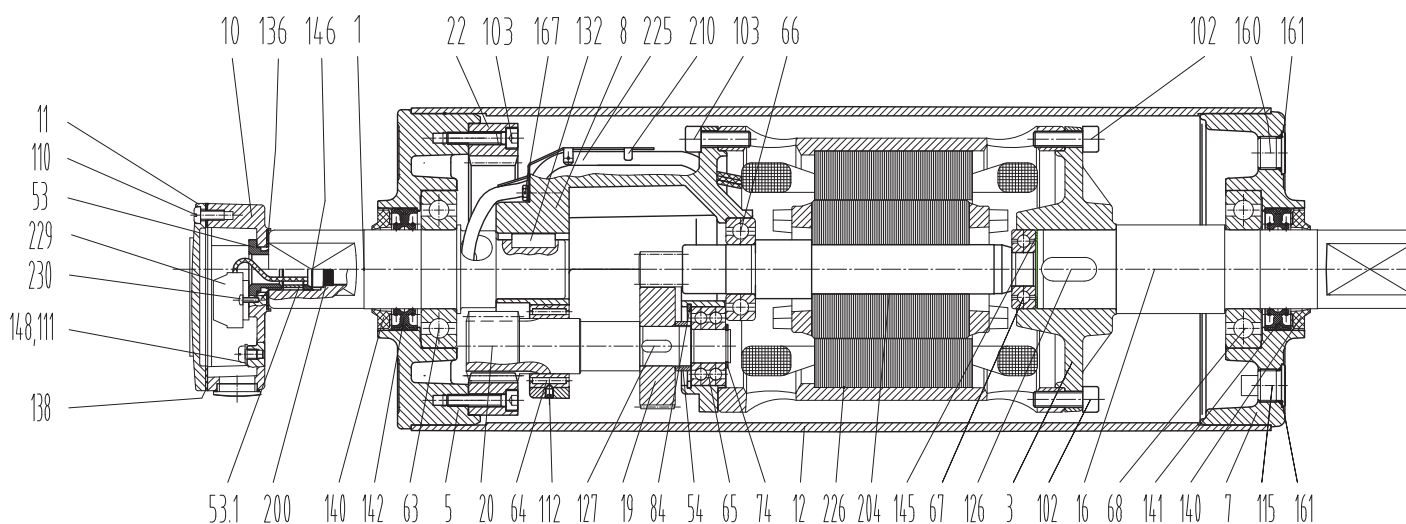


# Motorized Pulley 165E

## Spare Parts List and sectional drawings

Pos.	Description	Pos.	Description	Pos.	Description
1	Front shaft	31	Labyrinth seal cover	102	Screw
3	Rear flange	53	Cable seal nipple (cable option)	103	Screw
5	Bearing housing complete with geared rim	53.1	Nipple (terminal box)	110	Screw
7	Bearing housing complete	55	Spacer bushing	111	Screw
8	Gearbox	56	Spacer bushing	112	Socket set screw
10	Terminal box – bottom part	63	Ball bearing	113	Screw
11	Terminal box cover	64	Needle bearing	114	Socket set screw
12	Shell	65-70	Ball bearing	115	Oil plug with magnet
16	Rear shaft	73	Locking ring	126	Key
19	Input wheel	74	Locking ring	127	Key
20	Output pinion	81	Locking ring	131	Key
22	Geared rim	84	Locking ring	132	Key
23	Intermediate pinion shaft	85	Locking ring	136	O-ring/Rubber seal
24	Intermediate wheel	86	Locking ring	138	Rubber seal
		93	Elbow or straight connector	139	Grease nipple

165E standard option: 2 stage gearbox with terminal box

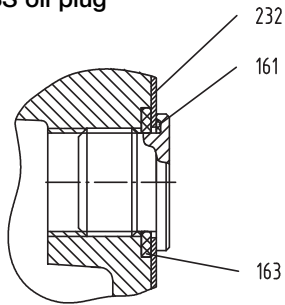


# Motorized Pulley 165E

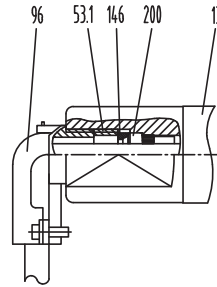
## Spare Parts List and sectional drawings

Pos.	Description	Pos.	Description	Pos.	Description
140	Deflection seal	150.1	Friction disc	206	Insulated sleeve for wire protection
141	Double lip seal	156	Rectifier (not shown)	208	Bearing housing with labyrinth groove
142	Double lip seal	160	Oil plug	210	Fixing guard
143	O-ring	161	O-ring	225	Cable
145	Distance washer	163	O-ring	226	Stator complete
146	Washer	167	Screw	229	WAGO clamp terminals
148	Washer	200	Rubber seal	230	Fixing bolts
150	Electromagnetic brake	204	Rotor complete with pinion	240	Distance ring

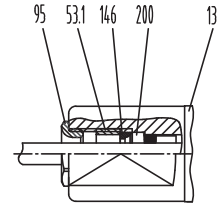
SS oil plug



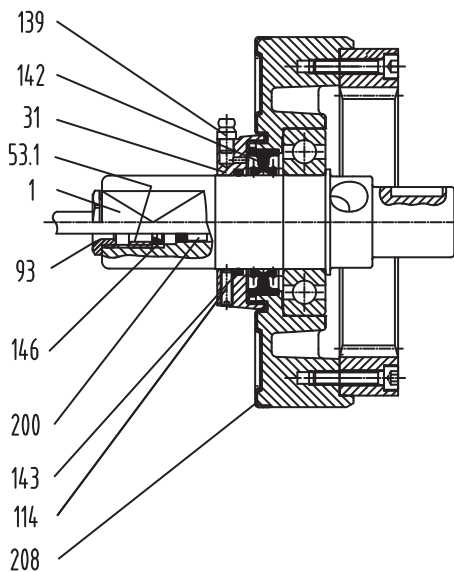
Cable version with elbow connector



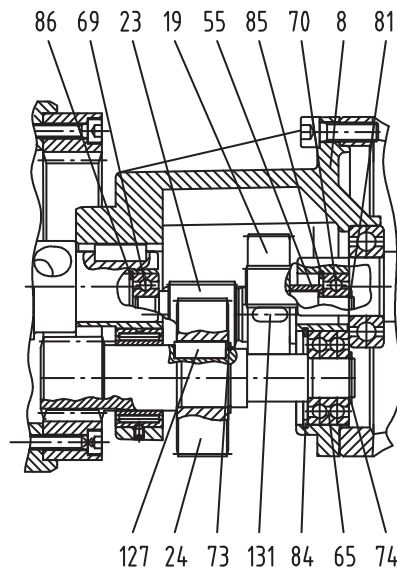
Cable version with straight connector



Stainless steel version TS7N  
Cable option with straight connector



3-stage gearbox



Electromagnetic brake

